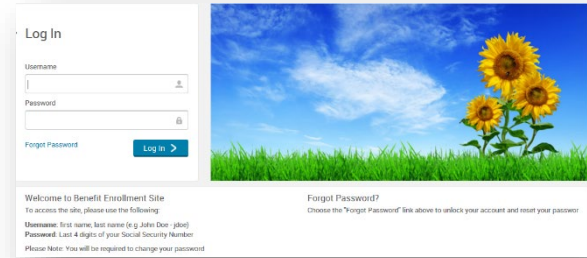


bswift Enrollment Guide

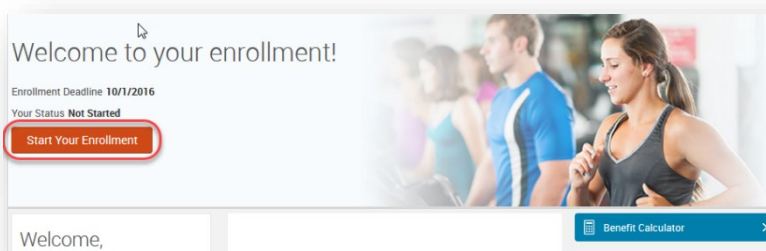
1. Login to bswift

- URL:
<https://camdencounty.bswift.com>
- Username: firstname.lastname
(Example: john.doe)
- Password: the last four digits of your social security number



The login page features a 'Log In' section with fields for Username and Password, and a 'Log In' button. To the right is a decorative image of sunflowers. Below the login fields, there is a 'Forgot Password?' link and a 'Welcome to Benefit Enrollment Site' message with instructions on how to access the site.

2. Click on **Start Your Enrollment**



The banner displays 'Welcome to your enrollment!' with an 'Enrollment Deadline 10/1/2016' and 'Your Status Not Started'. A red 'Start Your Enrollment' button is prominent. Below the banner, there is a 'Welcome,' greeting and a 'Benefit Calculator' link.

3. Personal information

- Review and update (if applicable)

4. Family Information

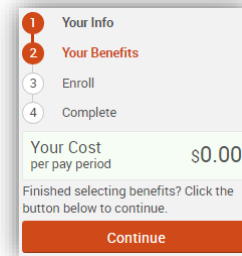
- Add dependents (if applicable)

5. Selecting your benefits – all eligible plans type will be displayed

- View Plan Option to make elections



The 'New Hire Enrollment' form shows sections for 'Medical' and 'Dental'. Each section has a heart icon, a 'NO PLAN SELECTED' status, and a 'View Plan Options' button. A red asterisk indicates 'Selection Required'.



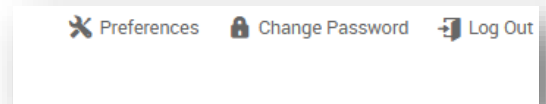
The 'Your Info' summary card shows a progress bar with steps: 1. Your Info, 2. Your Benefits, 3. Enroll, 4. Complete. It displays 'Your Cost per pay period \$0.00' and a 'Continue' button.

6. Review elections

- Review and Edit selections if necessary
- Check the box to Agree and Finish Enrollment

7. View, Print or Email your confirmation statement

8. Once complete, please log out



The user menu bar contains links for 'Preferences', 'Change Password', and 'Log Out'.

Download the bswift Mobile App

